


INDUSTRY SNAPSHOT

GOVERNMENT



in SOLANO COUNTY



Industry Snapshot for Government

32,194

Jobs (2020)
32% above National Avg

+0.7%

% Change (2021-2026)
Nation +1.5%

\$94,021

Avg. Earnings Per Job (2020)
Nation: \$81,796

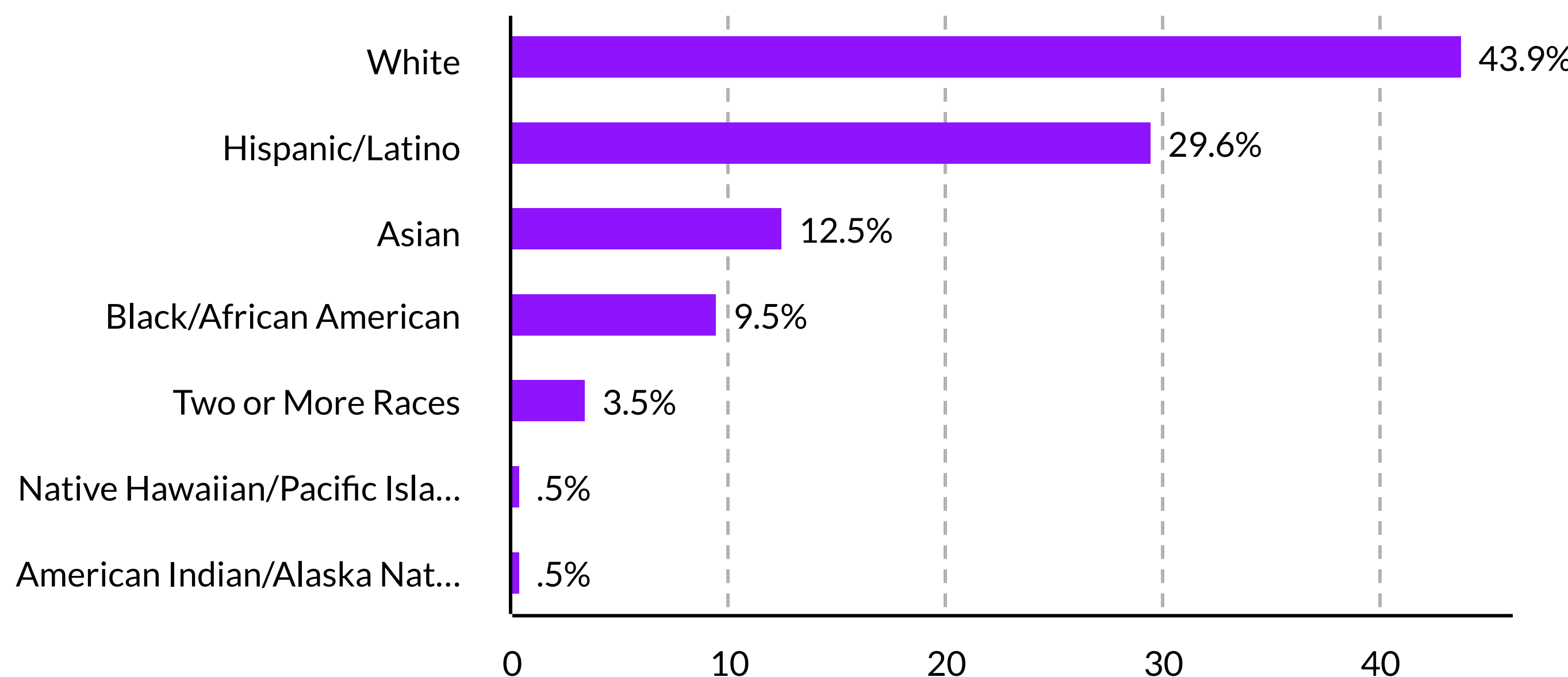
- Government is the Largest Industry in Solano County accounting for more than 32 thousand employees.
- The Government Industry includes Military, Public Safety (Police, Fire, Corrections), Education, Courts, Local & Regional Services & more.
- Government has a higher than average Location Quotient of 1.32 due to the presence of Travis Air Force Military Base.

\$4.4B

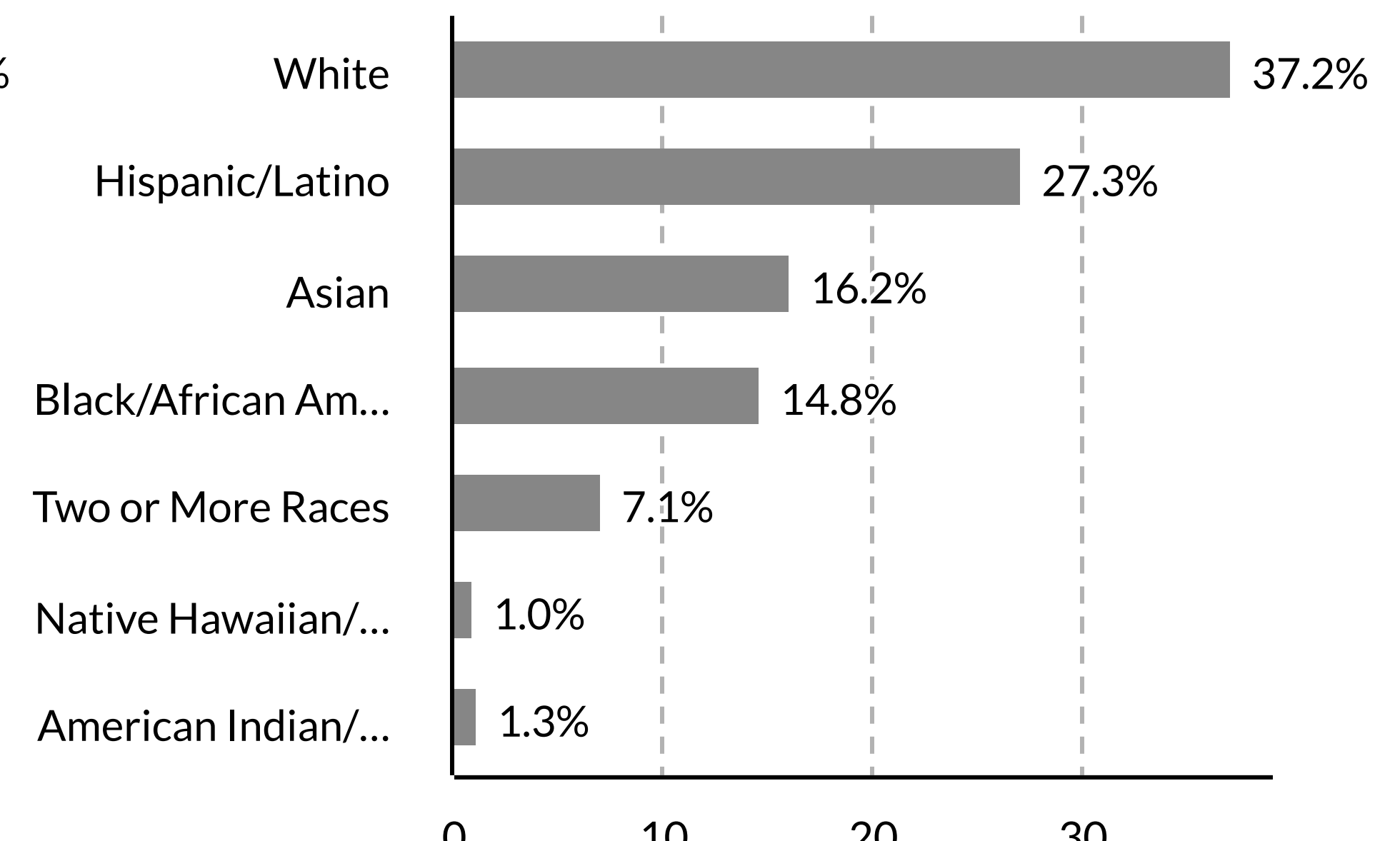
Total GRP (2020)
2nd Largest GRP in Solano County

- **Gross Regional Product** - Gross regional product is a monetary measure of the market value of all final goods and services produced in a region or subdivision of a country in a period of time.

Industry Race/Ethnicity Breakdown

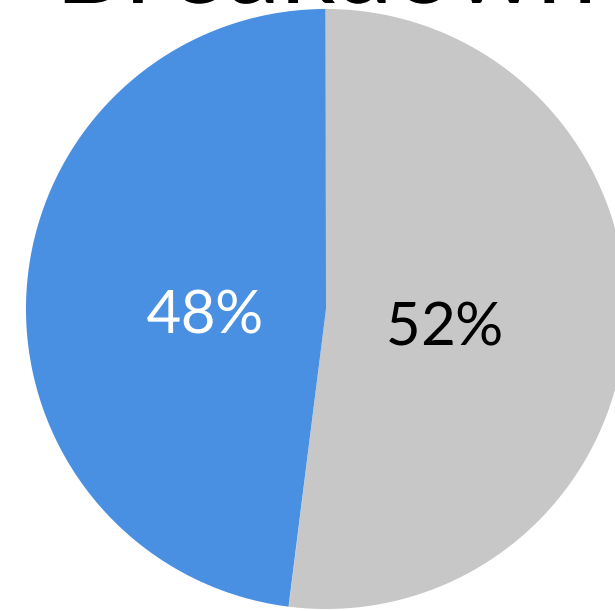


Solano County Breakdown



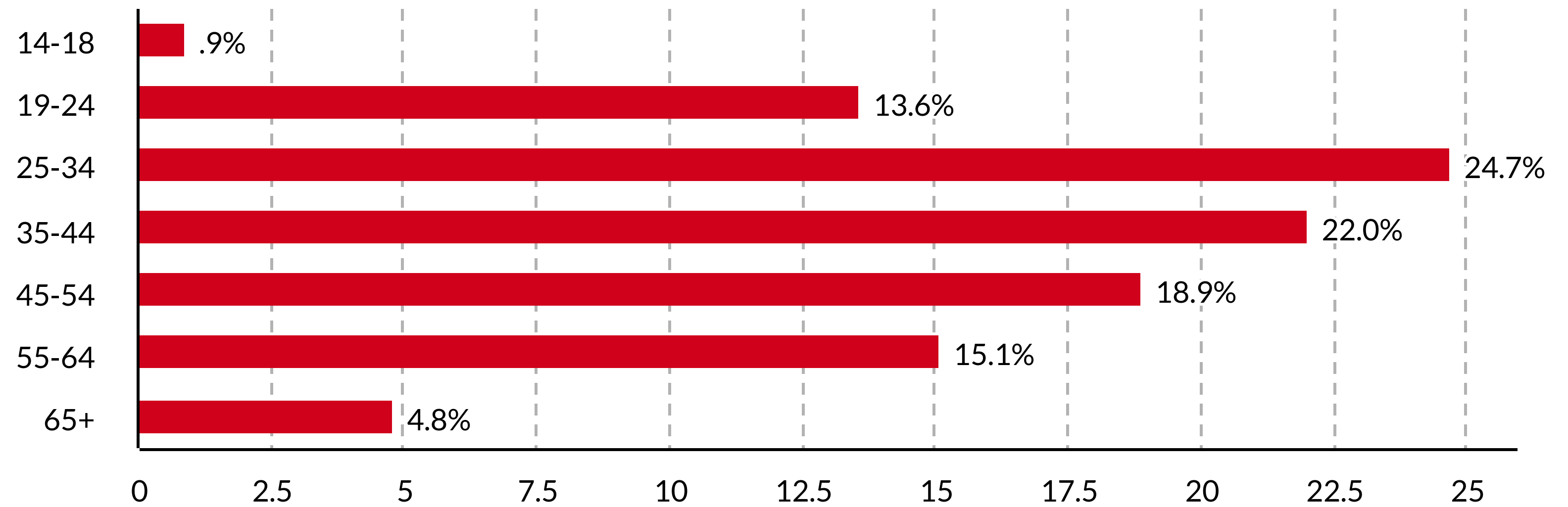
Government

Industry Gender Breakdown



Compared to Solano County Population
Males 49.7% Females 50.3%

Industry Age Breakdown



Occupations Employed in Government

Most Common Job Titles in Government

Most Common Job Titles in Government	Employed (2021)	% of Total Jobs (2020)	Projected Growth (2021 - 2126)	Avg. Earnings (2020)
Military Occupations (No Specific Education Requirement)	3,814	11.8%	3%	\$43,521
Elementary School Teachers (Except Special Education)*	1,925	6.1%	-6%	\$61,599
Teaching Assistants (Associate's Degree Recommended)	1,350	4.3%	-5%	\$30,758
Police & Sheriffs Patrol Officers**	1,086	3.4%	3%	\$119,673
Correctional Officers**	1,058	3.3%	2%	\$111,910
Substitute Teachers (Pass CBEST Examination)	751	2.4%	-6%	\$56,370
Post Secondary Teachers (Doctorate or Professional Degree)	772	2.4%	4%	\$89,618

Education & Training Notes: *Bachelor's Degree Required, **Graduation from Police or Corrections Academy