

INDUSTRY SNAPSHOT

Manufacturing

Food - Beverages - Building Materials - Pharmaceutical - Chemicals

in SOLANO COUNTY



Industry Snapshot for Manufacturing

12,650

Jobs (2020)

1% above National Avg

+5.2%

% Change (2021-2026)

Nation +0.4%

\$142,543

Avg. Earnings Per Job (2020)

Nation: \$87,768

- Manufacturing is expected to add 677 jobs by 2026 and the 5.2 % growth outpaces all the neighboring counties.
- The Manufacturing Industry produces Food, Beverages, Building Materials, Pharmaceutical & Chemical products, just to name a few.
- The City of Vacaville's commitment to a California Biomanufacturing Center could improve the Manufacturing Industry footprint greatly.

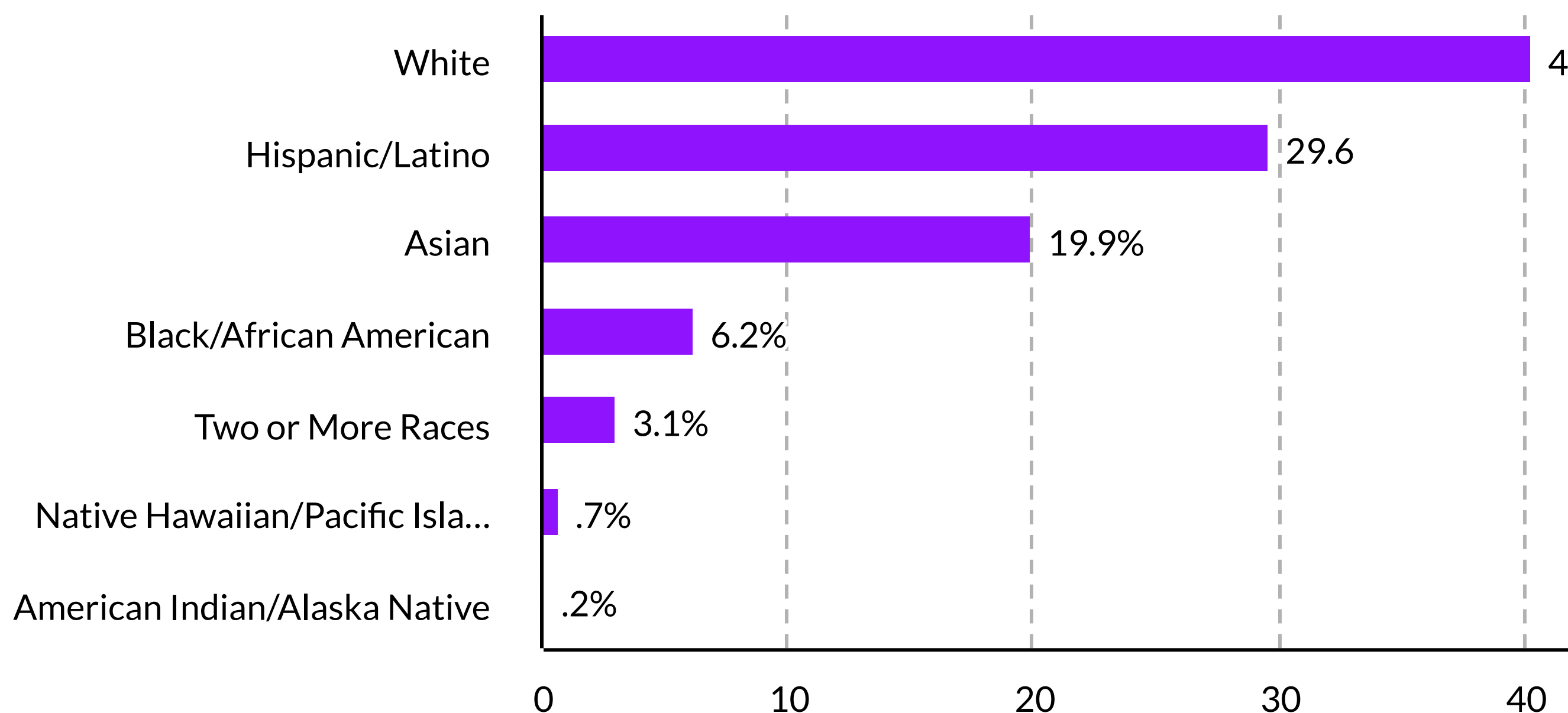
5.4B

Total GRP (2020)

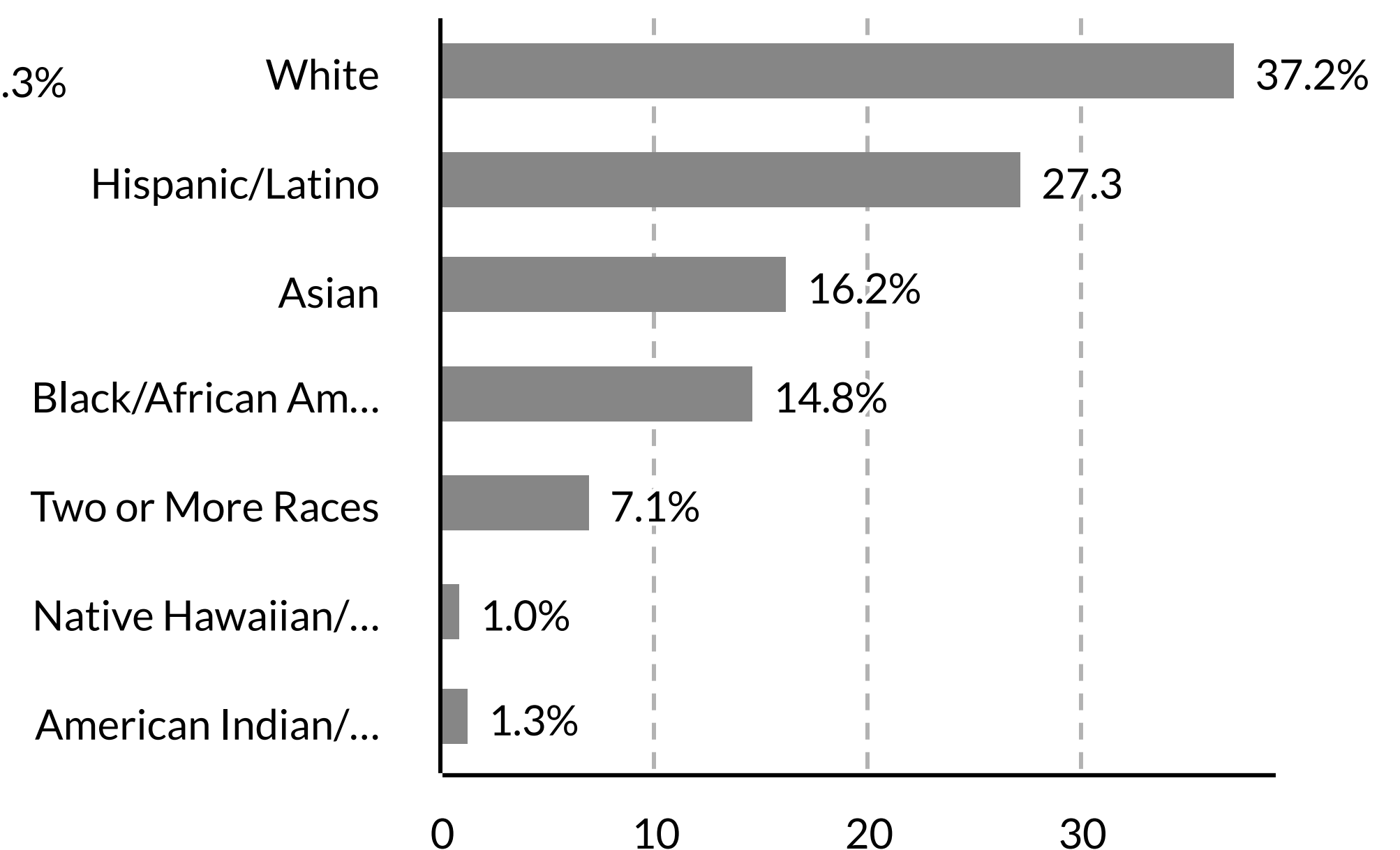
Largest GRP in Solano County

- **Gross Regional Product** - Gross regional product is a monetary measure of the market value of all final goods and services produced in a region or subdivision of a country in a period of time.

Industry Race/Ethnicity Breakdown

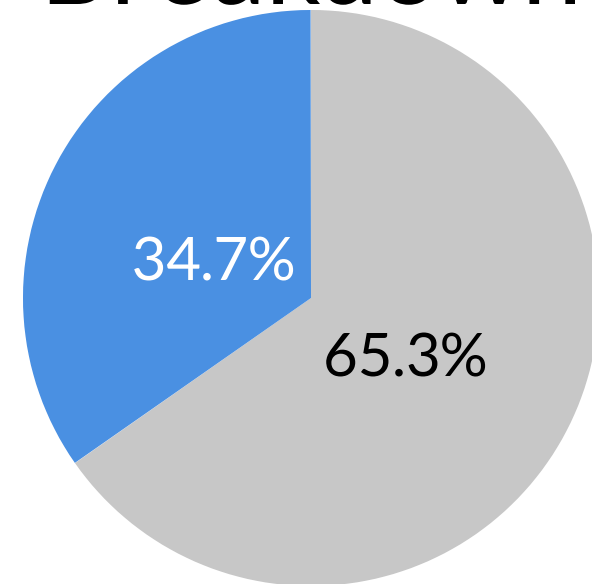


Solano County Breakdown



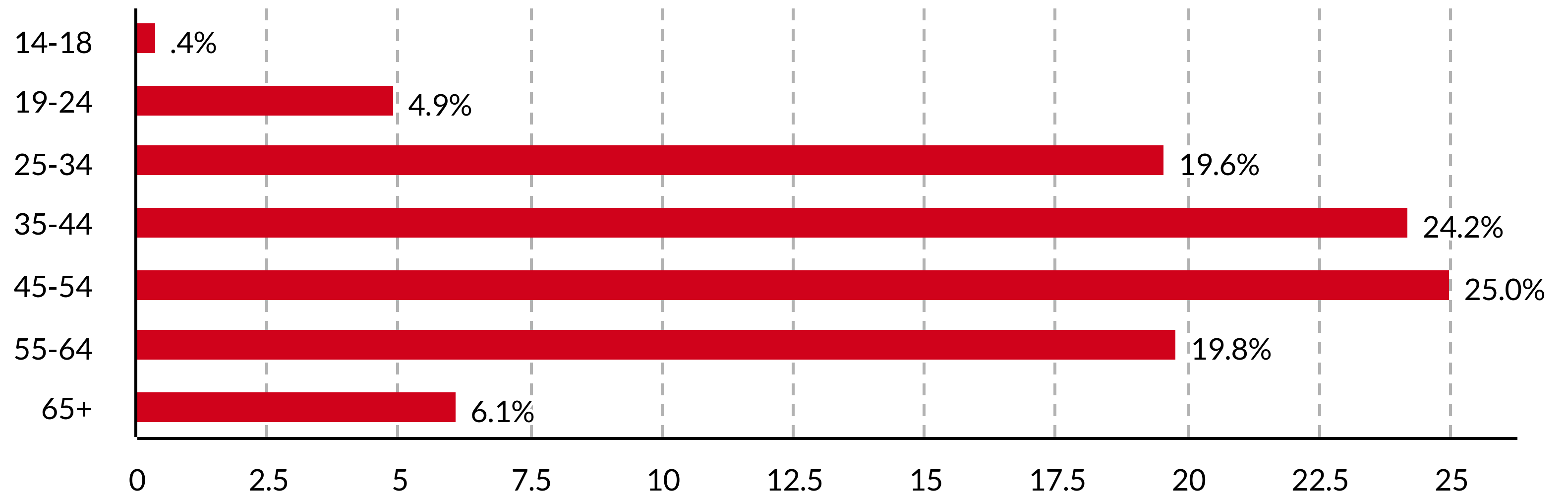
Manufacturing

Industry Gender Breakdown



Compared to Solano County Population
Males 49.7% Females 50.3%

Industry Age Breakdown



Occupations Employed in Manufacturing

Most Common Job Titles in Manufacturing

	<i>Employed (2021)</i>	<i>% of Total Jobs (2020)</i>	<i>Projected Growth (2020 - 2125)</i>	<i>Avg. Earnings (2020)</i>
Packaging, Filling Machine Operators & Tenders*	864	6.7%	3%	\$39,225
Miscellaneous Assemblers & Fabricators*	547	4.2%	4%	\$32,980
Inspectors, Testers, Sorters, Samplers, & Weighers*	435	3.4%	-5%	\$42,382
First-Line Supervisors of Production & Operating Workers*	424	3.3%	8%	\$70,618
Laborers, Freight, Stock & Material Movers**	408	3.1%	3%	\$32,006
Machinist***	375	2.9%	7%	\$40,909
Mixing & Blending Machine Setters, Operators & Tenders*	331	2.6%	-3%	\$39,145

*Education / Training: *High School Diploma, ** No Formal Education Requirement, ***Diploma plus Long-term Training*